



Test Taking Tips



Test Taking


Multiple Choice



- There's one correct answer—it's your job to find it!
- Read the question carefully and look for words like (*always, only, most, all, never, completely, best, worst, smallest, largest*)
- Answer the question in your own words and then look for your answer
- If you don't see your answer, start eliminating responses until you can get down to two possibilities

Test Taking

Multiple Choice (cont.)



- Be wary of multiple-response questions—"all of the above" "none of the above" or a combination of choices
- Underline key terms and clue words
- For multiple-response questions, treat each response as a True/False situation


Example:

The three branches of government include:

- A. Executive, Judicial, and Senate (False)
- B. Presidential, Judicial and Executive (False)
- C. Presidential, Legislative, and Punitive (False)
- D. Executive, Legislative and Judicial (TRUE—D must be the answer!)

Test Taking


True/False



- A statement has to be completely true for you to select *true*
- If any part of the statement is false, then your response should be *false*
- Be careful of reading too much into the question—answer it on its face value
- Look for words like *all*, *only*, and *always* and assess if the statement is true in all instances
- Look for words like *frequently*, *likely*, *generally*, and *usually* and assess if the statement is true most of the time

Test Taking


Matching



- Be careful with these because an incorrect answer leads to a domino effect of wrong answers
- Match the items you are certain of, cross off the choices that you have used, and proceed with the remaining items
- Analyze the remaining choices to look for clues

Test Taking


Short Answer



- Typically can be written in paragraph or bullet list format
- Make sure you've answered all parts of the question
- Emphasis is primarily on your ability to show you know the information not quality of writing

Test Taking


Essay Exams



- Comprehensive analysis
- Look for words, such as, summarize, defend, solve, explain, list, debate, clarify, describe, compare and contrast to determine how to answer the question
- **ROW method**
 - **R**- Read (Read the question multiple times)
 - **O**- Outline (Outline the main topics you want to cover in the margins or on the back of the paper)
 - **W**- Write your essay, remember to use an opening and closing paragraph

Test Taking

Take Home and Open Book




- Students usually get excited about these tests
- Open Book exams require preparation—sticky notes flagging important information, page numbers jotted down for key charts, etc., and summary sheets created to make info easily accessible

- Don't take these too lightly!



Test Anxiety


Before the Test



- Prepare so you feel confident that you know the material
- View the exam as a way to demonstrate what you know
- Avoid speaking with students who have not prepared or express negativity (You know the ones I'm talking about!)
- Catch yourself! When you begin having negative thoughts, such as, "I'm going to fail this test", immediately begin positive self-talk, such as "I'm prepared for this test" and "I can handle this!"

Test Anxiety

During the Test



- Read the directions carefully
- Budget your test taking time
- Change positions to help you relax
- If you go blank, skip the question and go on
- If you're taking an essay test and you go blank, pick a question and start writing—It may trigger the answer
- Don't panic when students start handing in their papers—There's no reward for being the first one finished



Next Session—Lesson 9
Study Skills Recap

See you next time!



Preparing Everyday ...

- Ensure your child comes to school every day and on time
- Provide a quiet place for your child to complete his/her homework
- Require time everyday for your child to review what he/she learned in class
- Ask your child to explain what he/she learned in class each day
- Ask your child if there was something he/she still needs help understanding
- If there is any concern, call your child's teacher immediately
- Review your child's progress on Powerschool regularly
- Attend Parent-Teacher Conferences
- Motivate your child to do his/her very best every day

Getting Ready

- Make sure your child is not scared or anxious going into the tests
- Explain that the assessments are created to help him/her better prepare for what's coming ... the next grade level, college & career
- Explain to your child that the tests will be challenging
- Tell your child you have high expectations and that you and his teachers are there to help every step of the way
- Make sure your child gets a good night's sleep and a nutritious breakfast the night before the test

Going Forward ...

- Review the test results with your child
- If you need assistance with understanding the results, make an appointment with your child's teacher or principal
- Thank your child for putting forth his/her daily effort to do his/her best on the assessment
- If your child's results indicate he/she was below grade level on NWEA, not proficient on the Michigan Assessments, or not college ready on the PSAT / SAT / ACT Workkeys:
 - ✓ Meet with his/her teachers to put a learning plan in place
 - ✓ Consider enrolling your child in a tutoring program – ATA offers two Title-I funded after-school programs that focus on reading and math skills for those students who meet the criteria above
 - ✓ Let your child know you are still proud of his/her efforts

Understanding Important Measures of Student Achievement ~ Required Assessments

Advanced Technology Academy 2018 - 2019

Northwest Evaluation Association (NWEA®) Measures of Academic Progress (MAP®)

the Basics ...

- Given in the Fall, Winter, & Spring
- Students in Grades 3 – 10
- Subjects Tested: Reading, Math, & Science

the Specifics ...

- Administered on the computer
- Test adapts to your child's skill level so each assessment is unique

the Results...

- Show how your child performs in relation to other children in the U.S. at that grade level
- Measure your child's academic growth over the course of a year in his/her core subjects
- Identifies areas where the teacher can adjust instruction
- Identify students who may benefit from State & Federal Supplemental Education Programs – Title-I & 31a
- Reported to Lake Superior State University and in ATA's Annual Education Report for Michigan Department of Education

Need More Information

- www.nwea.org/sites/www.nwea.org/files/resources/ParentToolkit.pdf
- Call and/or email your child's teacher or principal

M-STEP Michigan Student Test of Educational Progress

the Basics ...

- Given in the Spring: Dates TBD
- Students in Grades 3 – 8, 11
- Subjects Tested: Language Arts, Math, Science, & Social Studies

the Specifics ...

- Administered on the computer
- Includes multiple choice and constructed responses

the Results...

- Show your child's proficiency level on State standards
- Measure how ATA students compare with other students in Michigan
- Identify areas where teachers can adjust curricular changes for the following year
- Identify students who may benefit from Summer Learning programs
- Reported to Lake Superior State University and in ATA's Annual Education Report for Michigan Department of Education
- Determine ATA's academic ranking in relation to all other schools in Michigan

Need More Information

- www.michiganpta.org/images/pdfs/ccss/pta_mi_8pg_29dec13_final_web.pdf
- Call and/or email your child's teacher or principal

PSAT & SAT & Michigan Merit Exam (MME)

the Basics...

- Given in the Spring: Dates TBD
- Students in Grades 8 – 10 for PSAT and Grade 11 for MME (SAT & ACT Workkeys)
- Paper-Pencil & Computer Components

the Specifics ...

- PSAT® - college readiness / SAT® - college entrance examination
- ACT WorkKeys® - job skills assessments in reading, mathematics, and "locating information"

the Results...

- Show your child's college readiness in core content areas
- Measure how ATA students compare with other students in Michigan
- Identify areas where teachers can adjust curricular changes for the following year
- Reported to Lake Superior State University and in ATA's Annual Education Report for Michigan Department of Education
- Determine ATA's academic ranking in relation to all other schools in Michigan

Need More Information

- <https://sat.collegeboard.org/home>
- www.michigan.gov/mde/0,4615,7-140-22709_35150--,00.html
- Call and/or email your child's teacher or principal



Show up ready
on test day.

Official SAT® Practice on Khan Academy® is the best way to prepare for the SAT, and it's free! It's tailored for you, focusing on exactly what you need to practice most. Get started today.




Interactive Problems and Instant Feedback

Get hints, explanations, and constant progress updates to know where you stand.




Video Lessons

Watch easy-to-follow videos that explain problems step by step and give you study and test-taking tips.



Full-Length Practice Tests

Check your progress with our eight official practice tests.



Personalized Study Plan

Connect your College Board and Khan Academy accounts to create a personalized study plan based on your test results.



Big Results

Students who used these tools saw improvement—20 hours of practice was associated with an average 115-point increase from the PSAT/NMSQT® to the SAT.

Sign up for free today at satpractice.org.

Are you an educator? Get tools to help spread the word about the benefits of Official SAT Practice at satpractice.org/k12.

